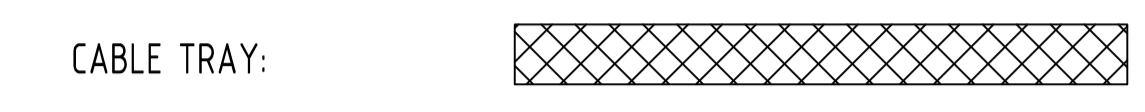


- POP** PRIVATELY OPERATED PAYPHONES
- APS** ASSISTANCE TELEPHONES (EG ELEVATOR AND ROADSIDE PHONES)
- MET** APPLY TO OTHER TYPE OF METERING POINT (any service)
- ATM** ATM
- PRK** BANDSTAND / ROTUNDA / SPORTS FIELD STANDS / OTHER PARK BUILDING
- PSD** POINT OF SALE DEVICE (vending machine, ticket machine)
- TRF** Traffic Lights / Traffic Light Controller / Variable Speed Sign / Traffic Signal
- PBT** Public Transport (bus stop, tram stop, railway station, taxi rank, ferry wharf)
- SWT** Links / Link Pole / MV / HV Links / ABC Links / Dynamic Switch / Airbrake Switch / Isolator
- WAT** Water Infrastructure (storage, pumps, valves water supply, waste water, sewerage stations)
- GAS** Natural Gas Infrastructure
- CAM** Camera (security / traffic)
- CTL** Bridge control, swing bridge, traffic control gates, railway boom gates)
- MOB** Mobile Phone Tower / radio antenna
- LIT** Street Lighting Pole / street light controller
- CAR** Unmanned (council) car park
- PWR** Transformer / Kiosk / Pad Mount Sub-station / Pole Mount Transformer
- NAP-ID** Network Access Point (NAP)
- MPT-ID** Multipoint (MPT)
n is the number of ports (eg 4,6,8,12)

- TJL-ID** Splice Joint on a Transit Cable (TJL)
- DJL-ID** Splice Joint on a Distribution Cable (DJL)
- LJL-ID** Splice Joint on a Local Cable (LJL)
- MJL-ID** Splice Joint on a Tether Cable (MJL)
- AJL-ID** Zone Terminal / Splice Joint (AJL)
- FDH-ID** Fibre Distribution Hub-FDH Cabinet with Cabinet ID shown
- PIT-ID 2** Service Drop Access Pit (650mmX280mmX565mm)
- PIT-ID 5** Network Boundary/Local Network Pit (Single Lid) (700mmX450mmX650mm)
- PIT-ID 6** Distribution/Local Network Connection Pit (Dual Lid) (1360mmX555mmX650mm)
- PIT-ID 8** Distribution/Local Network Connection Pit (1360mmX555mmX860mm)
- PIT-ID 9** Fibre Distribution Hub (FDH) Pit (2000mmX555mmX900mm)
- Existing Telstra manhole
- Existing Telstra Pit (2,3,4,5,6,7,8,9)
- Telstra exchange
- Example of Telstra Major Conduit Layout with Proposed duct marked to be used by NBN
- M** < - > NBN MARKER POST
MARKER POST TO BE NUMBERED
- DES QTY** Example of descriptor box that will show the type of work and the quantity involved
- PCD** Premise Connection Device (PCD)
- Pole (showing pole identity)
- POLE-ID**
- FAN** Fan Access Node site (FAN)
- 138A** ^{RX} _{CX} Multi Dwelling Unit (MDU)

DEPTH--
ALIGN-- DEPTH OVER ALIGNMENT SYMBOL TO BE USED WITH EVERY MARKER POST

Symbol to be used when replacing/removing existing network



CONDUIT CONFIGURATION

CONDUITS AND DUCTS ARE IN LAYER :
< L460 NBN Support - Underground >
AND TERMINOLOGY CATEGORIZED INTO TWO GROUPS IN THE DRAWING AS PER BELOW:

1- DUCT USED WITH LOCAL NETWORK
2-CONDUIT USED WITH LEAD-IN DROPS
ATTRIBUTES ATTACHED ARE AS SHOWN

CABLE CONFIGURATION

CABLE TYPE:
CABLES DIVIDE INTO FOLLOWING CATEGORIES AND ARE COLOUR CODED:

- TRANSIT CABLES COLOUR NO: 1
- DISTRIBUTION CABLES COLOUR NO: 190
- LOCAL CABLES COLOUR NO: 4
- TETHER CABLES COLOUR NO: 3
- LEAD IN (DROP) CABLES COLOUR NO: 5

CABLE LOCATION:
CABLE LOCATIONS DETERMINES WHERE THE CABLE IS USED AS PER BELOW:

- IN-CONDUIT
- AERIAL
- BURIED

EXAMPLE:
144 FIBRE AERIAL LOCAL CABLE
1 FIBRE BURIED DROP CABLE
432 FIBRE IN-CONDUIT TRANSIT CABLE

CABLE SIZE:
CABLE SIZE IS THE TOTAL NUMBER OF OPTIC FIBRES IN THE CABLE AND IS DETERMINED BY A NUMBER FOLLOWED BY F (FIBRE) OR R (RIBBON) IN THE MIDDLE OF THE LINE TYPE

LINE TYPES ARE CATEGORIZED INTO 3 TYPES:

- 1- IN-CONDUIT: DXXXF 312F . . .
- 2- AERIAL: DXXXF_A1 144_A . . .
- 3- BURIED: DXXXF_B1 12_B . . .

Legend for boundaries:

- FSA Boundary
- FSAM Boundary
- FDA Boundary

STAFF WORKING ON THIS ESTIMATE PLEASE NOTE:
The location of other authorities services which may affect this work have not been obtained by the estimator. Constructor to obtain service information before commencing.

SAFETY FIRST
SAFETY STARTS WITH YOU

DANGER LASER BEAM
EYE PROTECTION MUST BE WORN



REV	DATE	DRAFTER	DESCRIPTION	APPROVED
C	03/07/18	CIPRIAN PASCU	AS BUILT	
B	17/01/18	CIPRIAN PASCU	FOR CONSTRUCTION	
A	22/11/2017	CIPRIAN PASCU	PRELIMINARY	

STRICTLY CONFIDENTIAL

NBNCO APPROVAL RECORD:

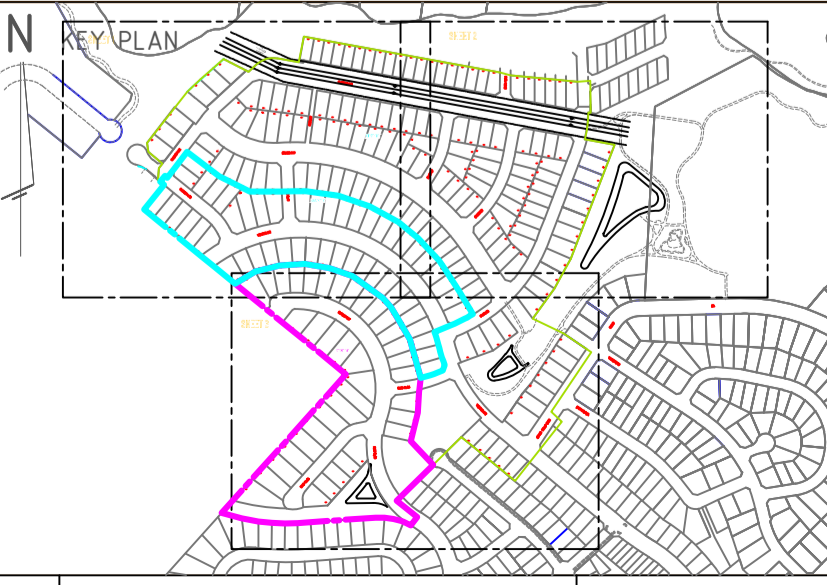
SIGNATURE	DATE
<input type="checkbox"/> DD	_____
<input type="checkbox"/> WD	_____
<input type="checkbox"/> AB	_____

QUALITY RECORD :

NBNCO DISCLAIMER
THIS DOCUMENT HAS BEEN PREPARED SOLELY FOR THE USE OF NBNCO LIMITED (ABN 86 136 533 741) FOR USE IN MAINTAINING NBNCO FACILITIES. IT HAS NOT BEEN CREATED FOR ANY OTHER USE. IT SHOULD NOT BE SCALED TO LOCATE NBNCO ASSETS. NO WARRANTY IS GIVEN THAT THE INFORMATION IS ACCURATE OR COMPLETE.

Australia's broadband network

DESIGN IT TELCO PTY. LTD



DRAWING TITLE:
154 LOTS SUBDIVISION - PIT & PIPE PROJECT
OFF ARTHUR PHILLIP DRIVE, NORTH RICHMOND
REDBANK ESTATE - YEOMANS NORTH
STAGE 11A

STATE: NSW REGION: _____

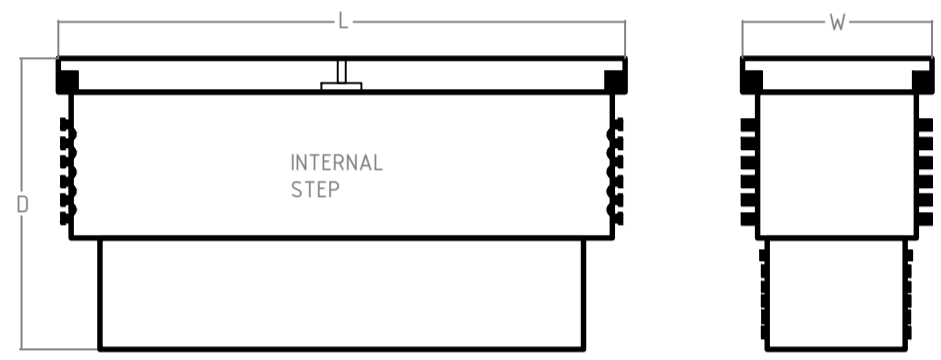
FSA: _____ SAM: _____ ADA: _____

PROJECT No: AYCA-4Y4EH8

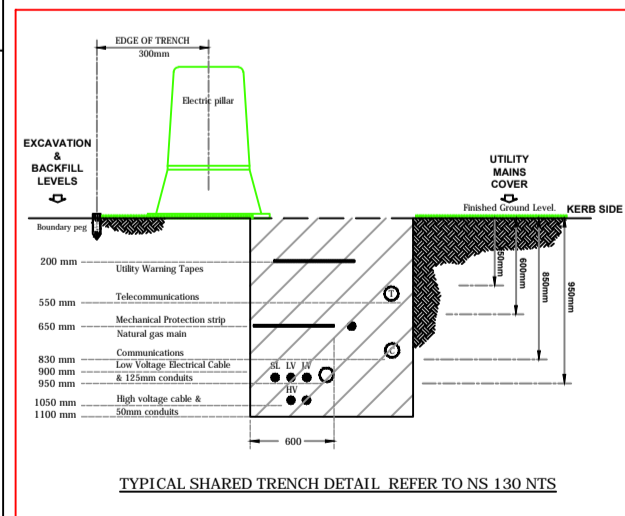
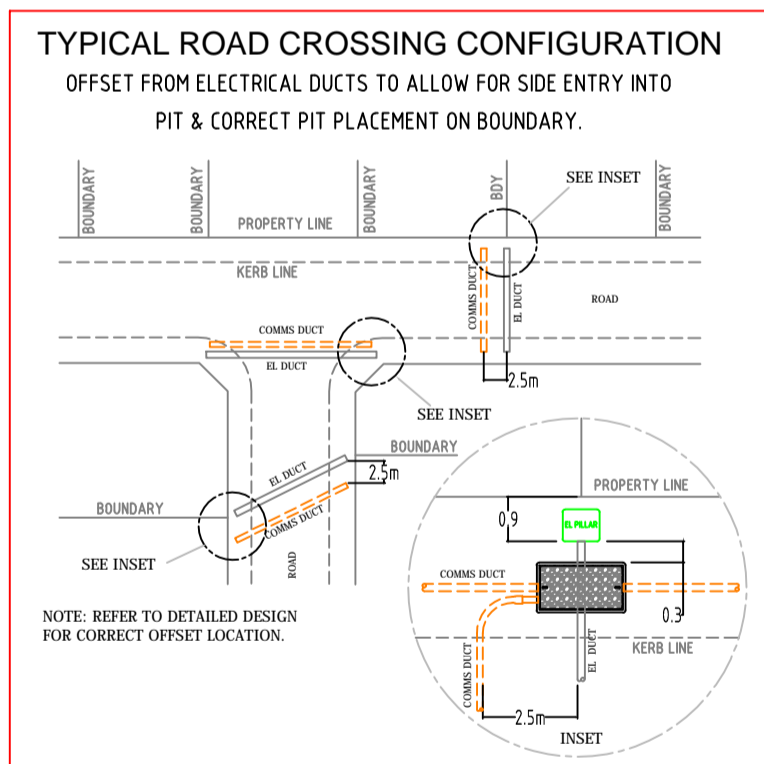
CADREF No: PN 33152-A

SCALE: N/A SHEET No: OF REV. C

SHEET 1



NBN NOMINAL DIMENSIONS (mm)			
PIT TYPE	L	W	D
Local Network Pit/Network Boundary Pit	700	450	650
Local Network Connection Pit	1360	555	860
Distribution Pit	1360	555	860
FDH PIT	2000	555	900



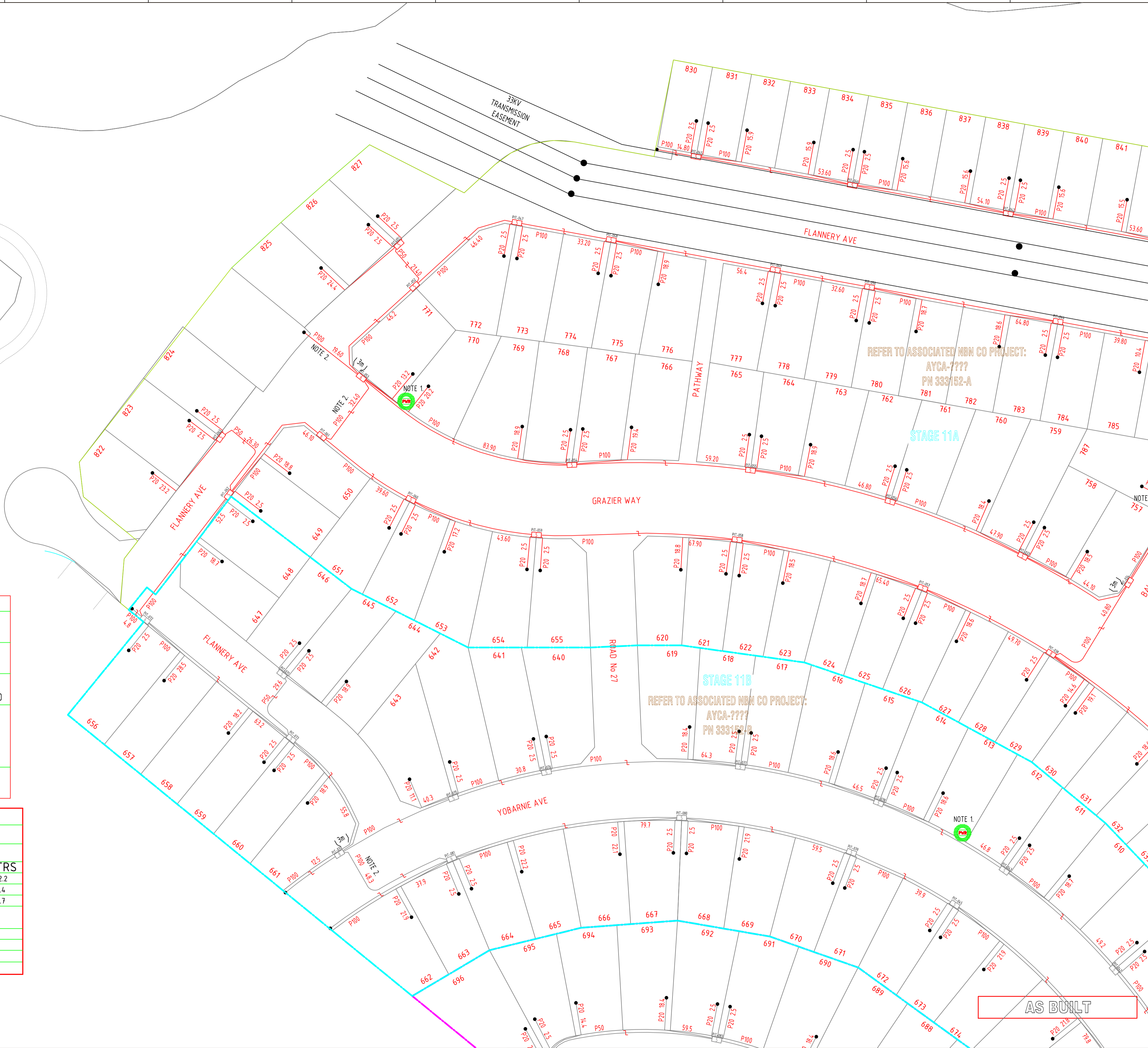
DESIGN & CONSTRUCTION AS PER NBN GUIDELINES DOCUMENT. *INSTALLING PIT AND CONDUIT INFRASTRUCTURE - GUIDELINES FOR DEVELOPERS - 04/07/2013

CIVIL CONTRACTORS ARE NOT TO LINK INTO EXISTING TELSTRA OR OTHER SERVICE PROVIDER NETWORK. NEW NETWORKS WILL BE LINKED UNDER FUTURE PROJECT. PIT AND PIPE ONLY WITH-IN THE DEVELOPMENT

NOTE 1: PROPOSED SUBSTATION LOCATION, TAKE CARE WHEN WORKING IN THE VICINITY. NO PIT TO BE INSTALLED WITHIN 15.0 METRES.
NOTE 2: ADDITIONAL ROAD CROSSING REQUIRED.

Development Information
 Development Name:
 REDBANK ESTATE - YEOMANS NORTH
 Developer Company:
 NORTH RICHMOND JOINT VENTURE
 Development Address:
 OFF ARTHUR PHILLIP DRIVE, NORTH RICHMOND
 Authorised Rep:
 ANDREW FLAHERTY
 Phone: 0418 474 960
 E-Mail: andrewflaherty@nrjv.com.au
 CRM ID: AYCA-4Y4EH8 Stage Number: STAGE 11A

BILL OF MATERIAL				
NO OF LOTS: 154				
PITS		DUCTS		
SIZE	QTY	SIZE	QTY	MTRS
2	0	P100	63	2982.2
5	46	P50	10	302.4
6	13	P23	154	1419.7
8	4			
9	0			
TOTAL NUMBER OF PITS:		63		
TOTAL NUMBER OF MANHOLES:		0		
TOTAL NUMBER OF CONDUITS:		227		
TOTAL LENGTH OF CONDUITS:		4704.3		



REFER TO ASSOCIATED NBN CO PROJECT: AYCA-???? PN 333182-A

REFER TO ASSOCIATED NBN CO PROJECT: AYCA-???? PN 333182-B

AS BUILT



REV	DATE	DRAFTER	DESCRIPTION	APPROVED
C	03/07/18	CIPRIAN PASCU	AS BUILT	
B	17/01/18	CIPRIAN PASCU	FOR CONSTRUCTION	
A	11/04/2017	CIPRIAN PASCU	PRELIMINARY	

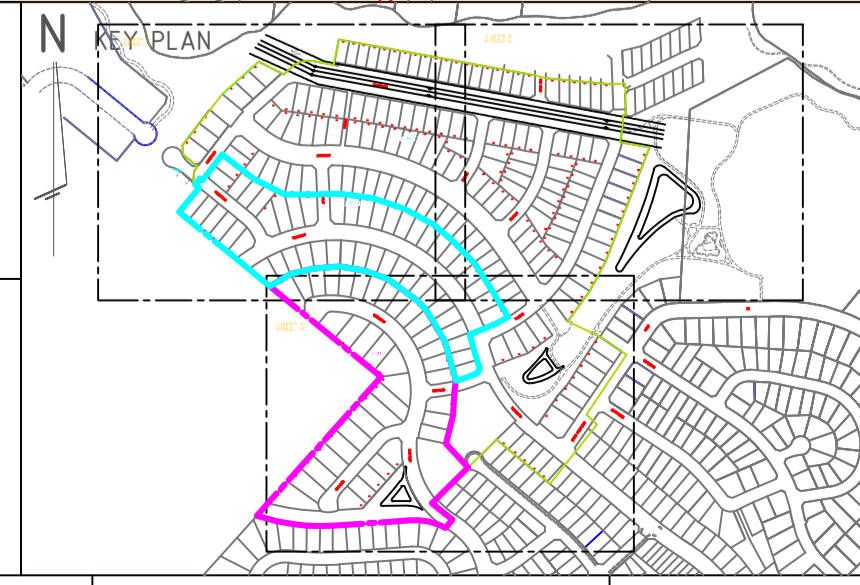

STRICTLY CONFIDENTIAL

NBNCO APPROVAL RECORD:

SIGNATURE	DATE
<input type="checkbox"/> DD	
<input type="checkbox"/> WD	
<input type="checkbox"/> AB	

QUALITY RECORD:

NBNCO DISCLAIMER
 THIS DOCUMENT HAS BEEN PREPARED SOLELY FOR THE USE OF NBNCO LIMITED (ABN 86 136 533 741) FOR USE IN MAINTAINING NBNCO FACILITIES. IT HAS NOT BEEN CREATED FOR ANY OTHER USE. IT SHOULD NOT BE SCALED TO LOCATE NBNCO ASSETS. NO WARRANTY IS GIVEN THAT THE INFORMATION IS ACCURATE OR COMPLETE.



DRAWING TITLE:
 154 LOTS SUBDIVISION - PIT & PIPE PROJECT
 OFF ARTHUR PHILLIP DRIVE, NORTH RICHMOND
 "REDBANK ESTATE - YEOMANS NORTH"
 STAGE 11A

STATE: NSW REGION:

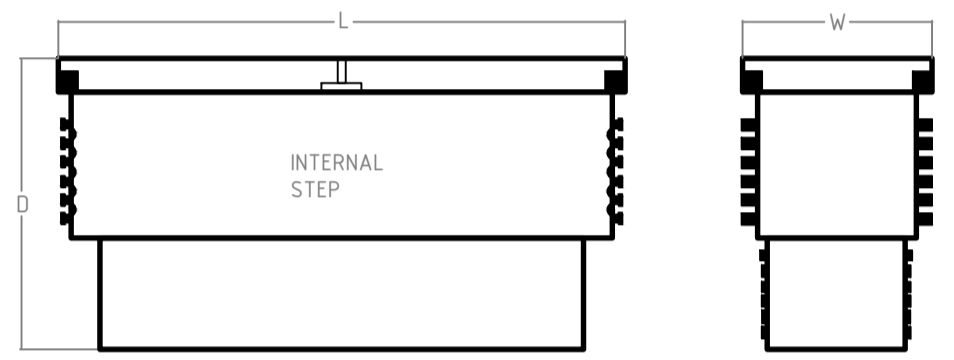
FSA: SAM: ADA:

PROJECT No: AYCA-4Y4EH8

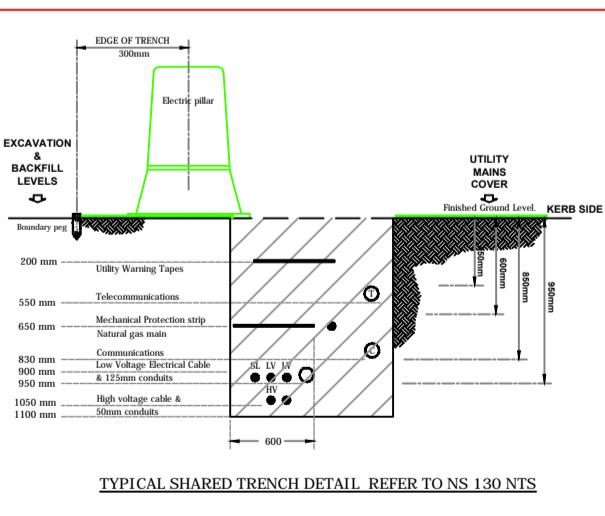
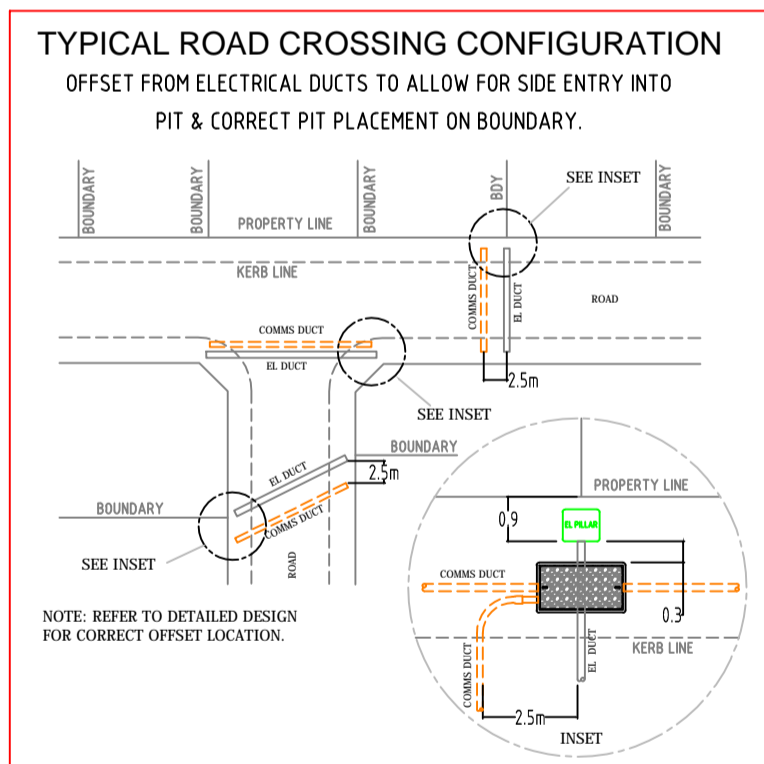
CADREF No: PN 33152-A

SCALE: N/A SHEET No: 1 OF 3 REV: C

SHEET 2

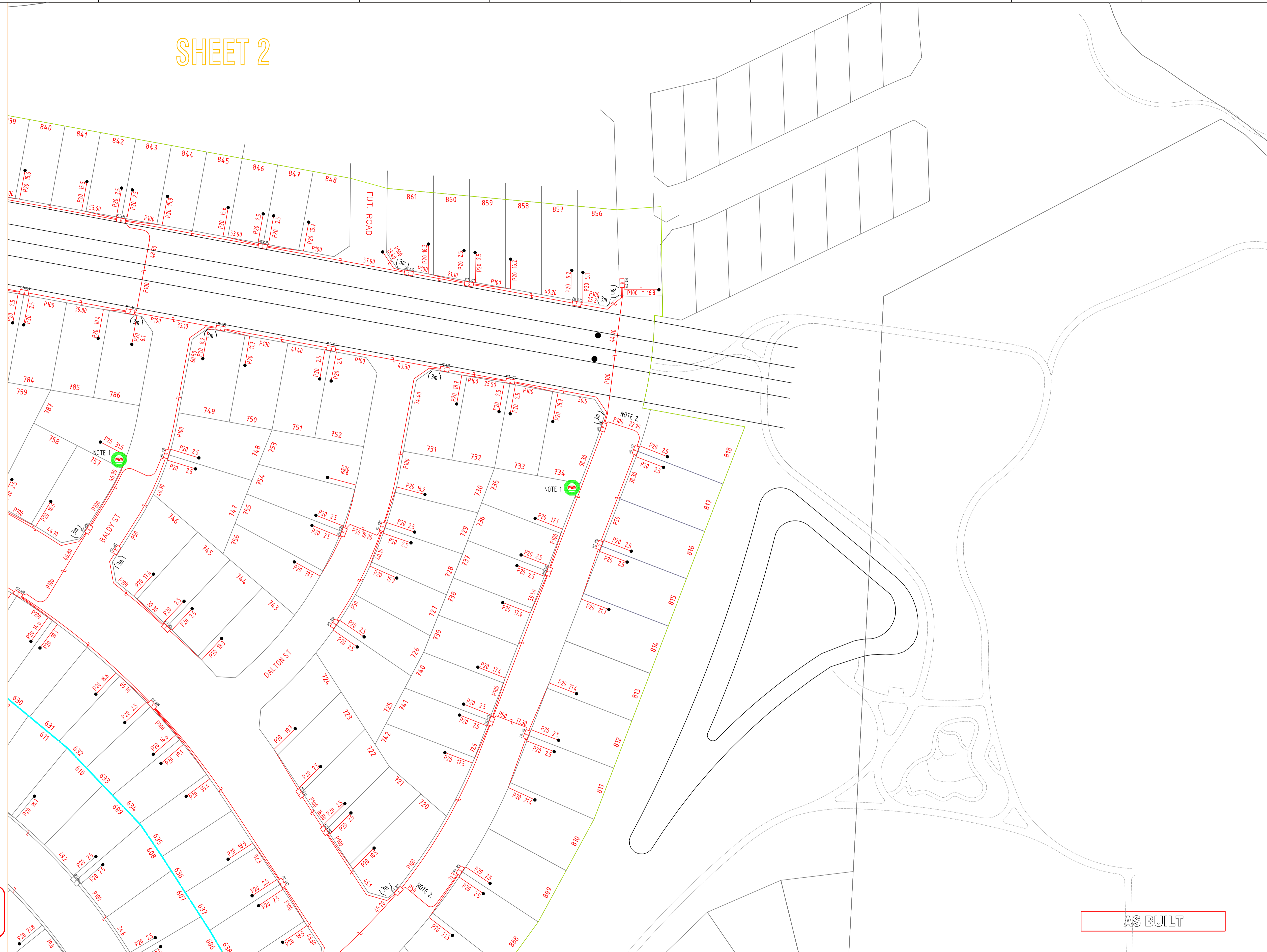


NBN NOMINAL DIMENSIONS (mm)			
PIT TYPE	L	W	D
Local Network Pit/Network Boundary Pit	700	450	650
Local Network Connection Pit	1360	555	860
Distribution Pit	1360	555	860
FDH PIT	2000	555	900



DESIGN & CONSTRUCTION AS PER NBN GUIDELINES DOCUMENT. *INSTALLING PIT AND CONDUIT INFRASTRUCTURE - GUIDELINES FOR DEVELOPERS - 08/07/2013

CIVIL CONTRACTORS ARE NOT TO LINK INTO EXISTING TELSTRA OR OTHER SERVICE PROVIDER NETWORK. NEW NETWORKS WILL BE LINKED UNDER FUTURE PROJECT. PIT AND PIPE ONLY WITH-IN THE DEVELOPMENT



AS BUILT



REV	DATE	DRAFTER	DESCRIPTION	APPROVED
C	03/07/18	CIPRIAN PASCU	AS BUILT	
B	17/01/18	CIPRIAN PASCU	FOR CONSTRUCTION	
A	22/11/2017	CIPRIAN PASCU	PRELIMINARY	

STRICTLY CONFIDENTIAL

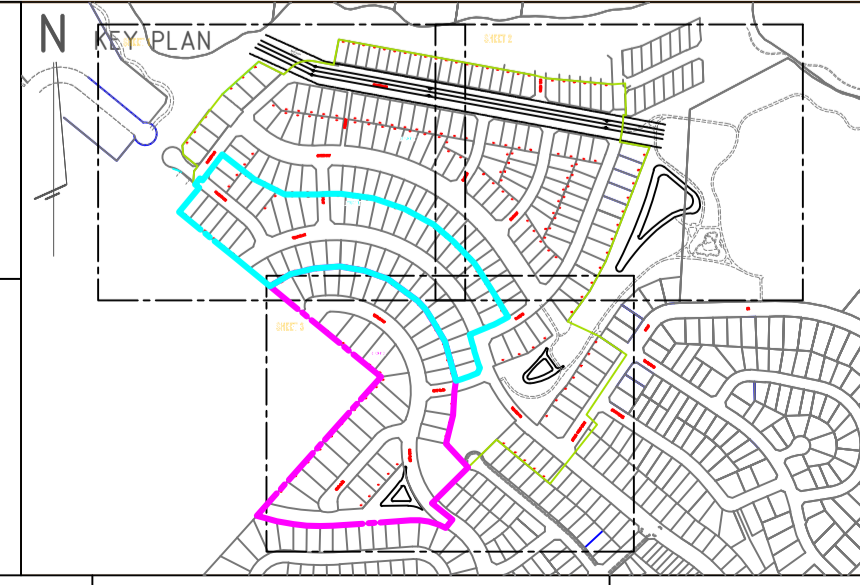
NBNCO APPROVAL RECORD:

SIGNATURE _____ DATE _____

QUALITY RECORD:

NBNCO DISCLAIMER
THIS DOCUMENT HAS BEEN PREPARED SOLELY FOR THE USE OF NBNCO LIMITED (ABN 86 136 533 741) FOR USE IN MAINTAINING NBNCO FACILITIES. IT HAS NOT BEEN CREATED FOR ANY OTHER USE. IT SHOULD NOT BE SCALED TO LOCATE NBNCO ASSETS. NO WARRANTY IS GIVEN THAT THE INFORMATION IS ACCURATE OR COMPLETE.

DESIGN IT TELCO PTY. LTD



DRAWING TITLE:
154 LOTS SUBDIVISION - PIT & PIPE PROJECT
OFF ARTHUR PHILLIP DRIVE, NORTH RICHMOND
"REDBANK ESTATE - YEOMANS NORTH"
STAGE 11A

STATE: NSW REGION: _____

FSA: _____ SAM: _____ ADA: _____

PROJECT No: AYCA-4Y4EH8

CADREF No: PN 33152-A

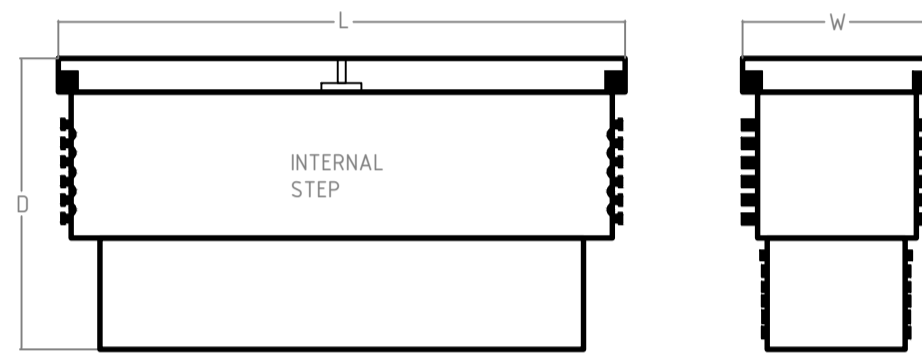
SCALE: N/A SHEET No: 2 OF 3 REV: C

SHEET 3

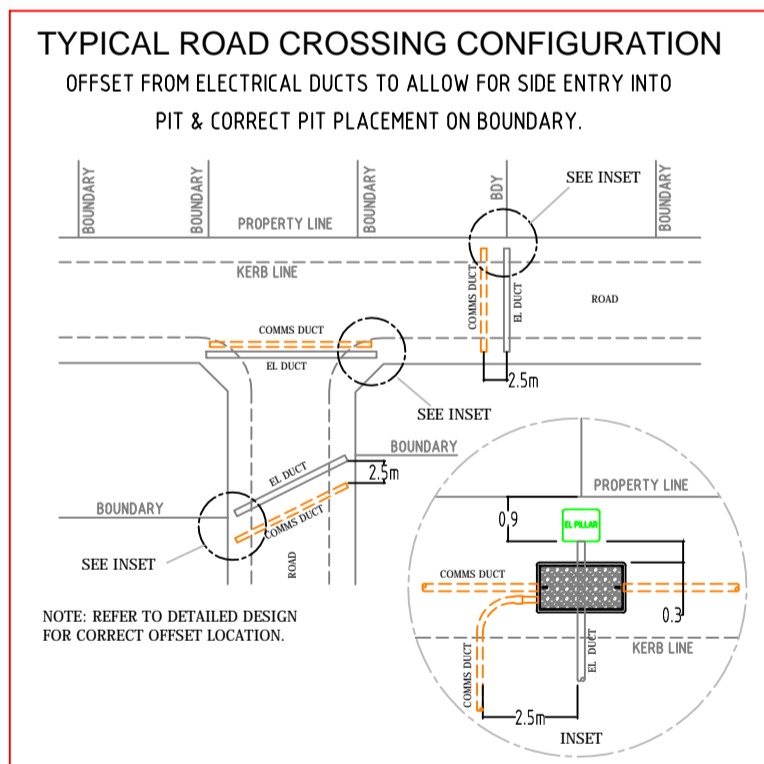
STAGE 11C

REFER TO ASSOCIATED NBN CO PROJECT:
AYCA-7777
PN 333152-C

REFER TO ASSOCIATED NBN CO PROJECT:
AYCA-228VFN
PN 31454-ST38

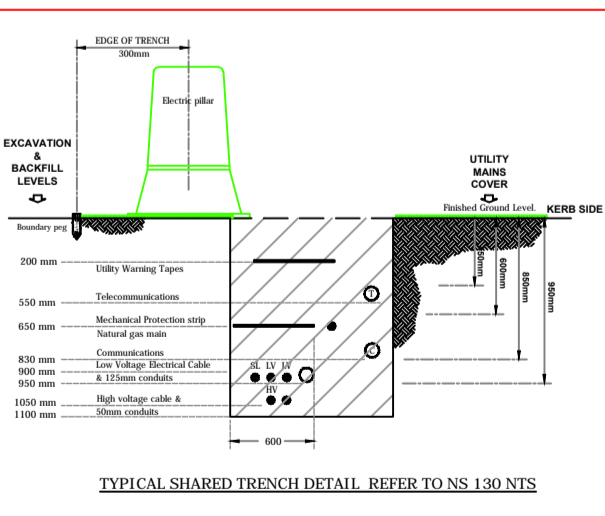


NBN NOMINAL DIMENSIONS (mm)			
PIT TYPE	L	W	D
Local Network Pit/Network Boundary Pit	700	450	650
Local Network Connection Pit	1360	555	860
Distribution Pit	1360	555	860
FDH PIT	2000	555	900



DESIGN & CONSTRUCTION AS PER NBN GUIDELINES DOCUMENT. *INSTALLING PIT AND CONDUIT INFRASTRUCTURE - GUIDELINES FOR DEVELOPERS - 09/07/2013

CIVIL CONTRACTORS ARE NOT TO LINK INTO EXISTING TELSTRA OR OTHER SERVICE PROVIDER NETWORK. NEW NETWORKS WILL BE LINKED UNDER FUTURE PROJECT. PIT AND PIPE ONLY WITH-IN THE DEVELOPMENT



AS BUILT

REV	DATE	DRAFTER	DESCRIPTION	APPROVED
C	03/07/18	CIPRIAN PASCU	AS BUILT	
B	17/01/18	CIPRIAN PASCU	FOR CONSTRUCTION	
A	22/11/2017	CIPRIAN PASCU	PRELIMINARY	

STRICTLY CONFIDENTIAL

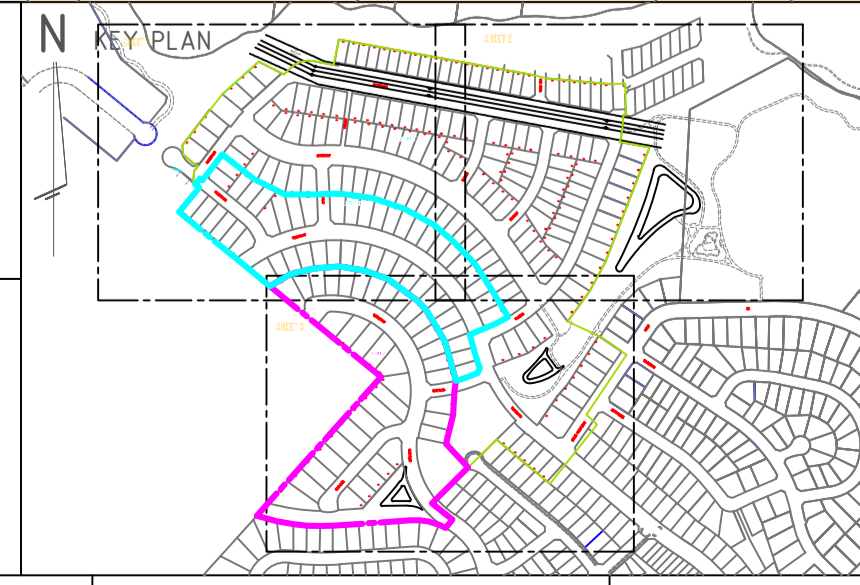
NBNCO APPROVAL RECORD:

<input type="checkbox"/> DD	SIGNATURE	DATE
<input type="checkbox"/> WD	_____	_____
<input type="checkbox"/> AB	_____	_____

QUALITY RECORD:

NBNCO DISCLAIMER
THIS DOCUMENT HAS BEEN PREPARED SOLELY FOR THE USE OF NBNCO LIMITED (ABN 86 136 533 741) FOR USE IN MAINTAINING NBNCO FACILITIES. IT HAS NOT BEEN CREATED FOR ANY OTHER USE. IT SHOULD NOT BE SCALED TO LOCATE NBNCO ASSETS. NO WARRANTY IS GIVEN THAT THE INFORMATION IS ACCURATE OR COMPLETE.

DESIGN IT TELCO
PTY. LTD



DRAWING TITLE:
154 LOTS SUBDIVISION - PIT & PIPE PROJECT
OFF ARTHUR PHILLIP DRIVE, NORTH RICHMOND
"REDBANK ESTATE - YEOMANS NORTH"
STAGE 11A

STATE: NSW	REGION:	
FSA:	SAM:	ADA:
PROJECT No: AYCA-4Y4EH8		
CADREF No: PN 33152-A		
SCALE: N/A	SHEET No: 3 OF 3	REV: C

