NOTES:

1. ALL PIT & PIPE INFRASTRUCTURE IS TO BE INSTALLED ACCORDING TO NBN Co's CONDUIT AND PIT NETWORK GUIDELINES (DOCUMENT NUMBER NBN-TE-CTO-194 VERSION 7.0 OR LATER).

2. DENOTES SHARED TRENCHES

3. CONDUITS TO BE INSTALLED IN SHARED TRENCHES, BUT NOT VERTICALLY ABOVE OR BELOW OTHER UTILITIES.
CONDUITS MAY BE INSTALLED WITHIN THE ENDEAVOUR ENERGY ASSET ALLOCATION SPACE IF MANDATORY RADIAL SEPARATION FROM OTHER SERVICES IS MAINTAINED AT ALL TIMES.
MINIMUM SEPARATIONS ARE:
- GAS MAIN (≤Ø75mm) - 150mm
- GAS MAIN (≥Ø110mm) - 300mm
- LV CABLES - 100mm
- HV CABLES - 300mm
REFER TYPICAL CROSS SECTION DIAGRAM.

4. NO PITS TO BE INSTALLED WITHIN 15m FROM ANY PAD MOUNTED TRANSFORMER. i.e. NO PITS TO BE INSTALLED WITHIN THE EPR (Earth Potential Rise) ZONE.

5. PITS TO BE INSTALLED CLEAR OF PROPOSED DRIVEWAYS

6. EXCLUSIVE ROAD CROSSING

7. FOR REMOVAL/RELOCATION OF EXISTING COMMS POLES & OVERHEAD NETWORK - DEVELOPER AND/OR PROJECT MANAGER IS TO LIAISE WITH:
* TELSTRA - NETWORK INTEGRITY SERVICES
PH. 1800 810 443 - Networkintegrity@team.telstra.com
* NBN RELOCATION WORKS GROUP
RelocationWorks@nbnco.com.au

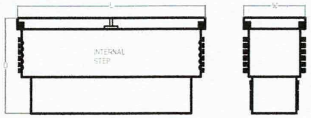

NBN NOMINAL DIMENSIONS (mm)			
PIT TYPE	L	W	D
Local Network P&N/network Boundary Pit	700	450	650
Local Network Connection Pit	1360	555	860
Distribution Pit	1360	555	860
FDH PIT	2000	555	900

TYPICAL ROAD CROSSING CONFIGURATION
OFFSET FROM ELECTRICAL DUCTS TO ALLOW FOR SIDE ENTRY INTO PIT & CORRECT PIT PLACEMENT ON BOUNDARY.

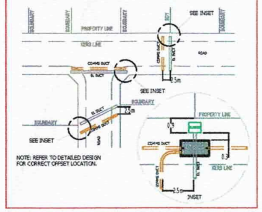

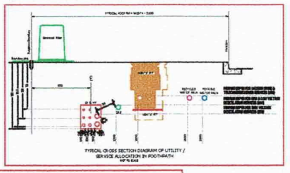

TYPICAL CROSS SECTION DIAGRAM OF UTILITY / SERVICE ALLOCATION IN FOOTPATH



TYPICAL SHARED TRENCH DETAIL REFER TO NS 130 NTS

DESIGN & CONSTRUCTION AS PER NBN GUIDELINES DOCUMENT, " INSTALLING PIT AND CONDUIT INFRASTRUCTURE - GUIDELINES FOR DEVELOPERS " - 08/07/2015

CIVIL CONTRACTORS ARE NOT TO LINK INTO EXISTING TELSTRA OR OTHER SERVICE PROVIDER NETWORK. NEW NETWORK WILL BE LINKED UNDER FUTURE PROJECT. PIT AND PIPE ONLY WITH-IN THE DEVELOPMENT

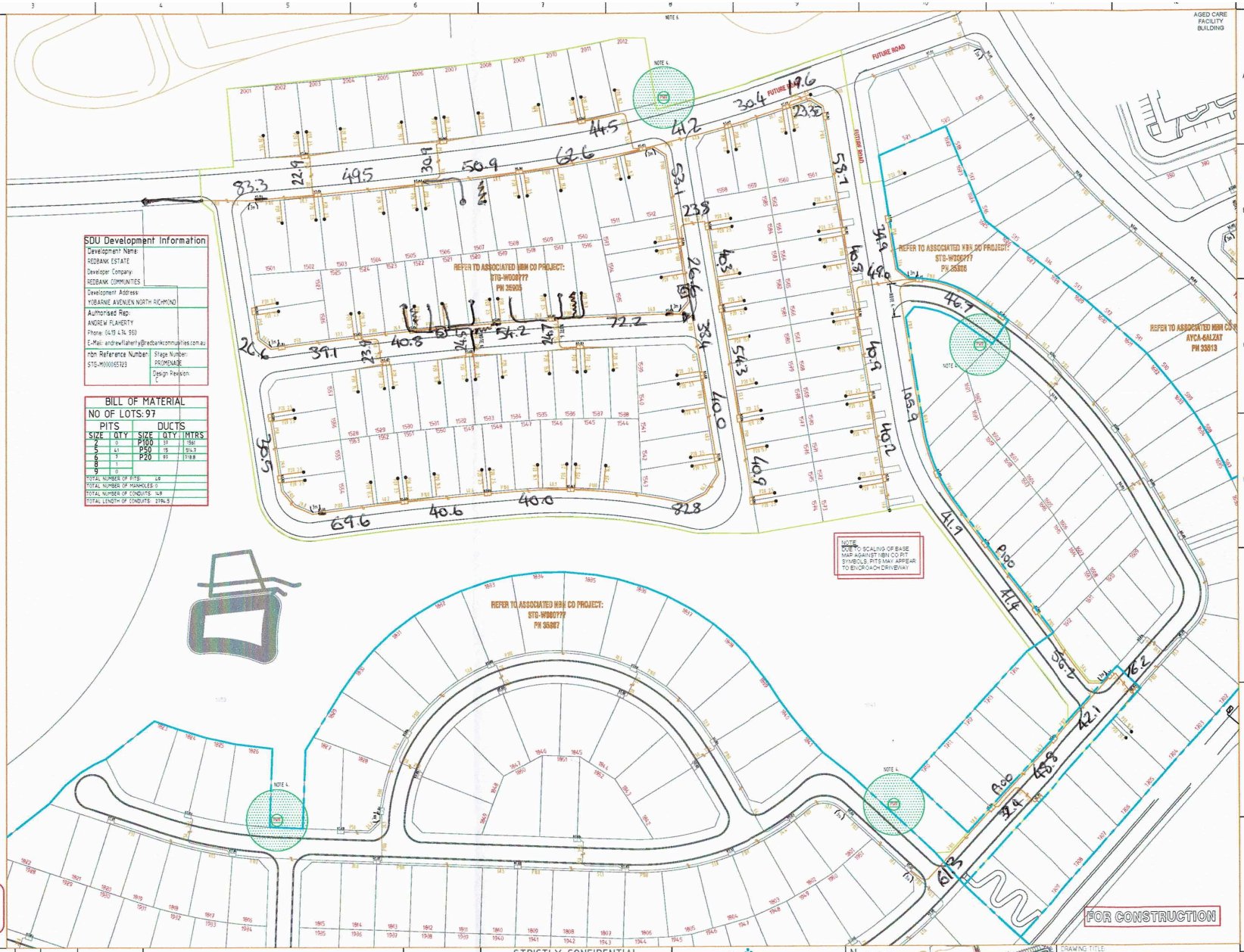

SDU Development Information

Development Name: REDBANK ESTATE	
Developer Company: REDBANK COMMUNITIES	
Development Address: YOBARNIE AVENUEN NORTH RICHMOND	
Authorised Rep: ANDREW FLAHERTY Phone: 0419 474 969 E-Mail: andrewflaherty@redbankcommunities.com.au	
nbn Reference Number: STG-M000065723	Stage Number: PROMENADE
	Design Revision: C

BILL OF MATERIAL
NO OF LOTS: 97

PITS		DUCTS		
SIZE	QTY	SIZE	QTY	MTRS
2	0	P100	31	784
5	41	P50	15	514.7
6	7	P20	91	1188
8	1			
9	0			
TOTAL NUMBER OF PITS: 49				
TOTAL NUMBER OF MANHOLES: 0				
TOTAL NUMBER OF CONDUITS: 149				
TOTAL LENGTH OF CONDUITS: 2486.5				

FOR CONSTRUCTION

DIAL BEFORE YOU DIG
www.1100.com.au

REV	DATE	DRAFTER	DESCRIPTION	APPROVED
-				
-				
-				
-				
-				
_C.01	31/05/2021	CIPRIAN PASCU	FOR CONSTRUCTION	NAME
_B.01	26/03/2021	CIPRIAN PASCU	PRELMINARY - PIT & PIPE AMENDED	NAME
_A.01	22/01/2021	CIPRIAN PASCU	PRELMINARY	NAME

STRICTLY CONFIDENTIAL

NBNCO APPROVAL RECORD:

	SIGNATURE	DATE
☐ DD		
☐ WD		
☐ AB		

QUALITY RECORD :

NBNCO DISCLAIMER
THIS DOCUMENT HAS BEEN PREPARED SOLELY FOR THE USE OF NBNCO LIMITED (ABN 86 136 533 741) FOR USE IN MAINTAINING NBNCO FACILITES. IT HAS NOT BEEN CREATED FOR ANY OTHER USE. IT SHOULD NOT BE SCALED TO LOCATE NBNCO ASSETS. NO WARRANTY IS GIVEN THAT THE INFORMATION IS ACCURATE OR COMPLETE.

Australia's broadband network

DESIGN IT TELCO PTY . LTD

KEY PLAN

DRAWING TITLE:
91 LOTS SUBDIVISION - PIT & PIPE PROJECT
YOBARNIE AVENUE, NORTH RICHMOND
PROMENADE

ENABLER:

STATE: NSW	REGION:	
FSA:	SAM:	ADA:
PROJECT No: STG-M000065723		
CAD REF No: PN 35905		
SCALE: N/A	SHEET No: 1 OF 1	REV: C